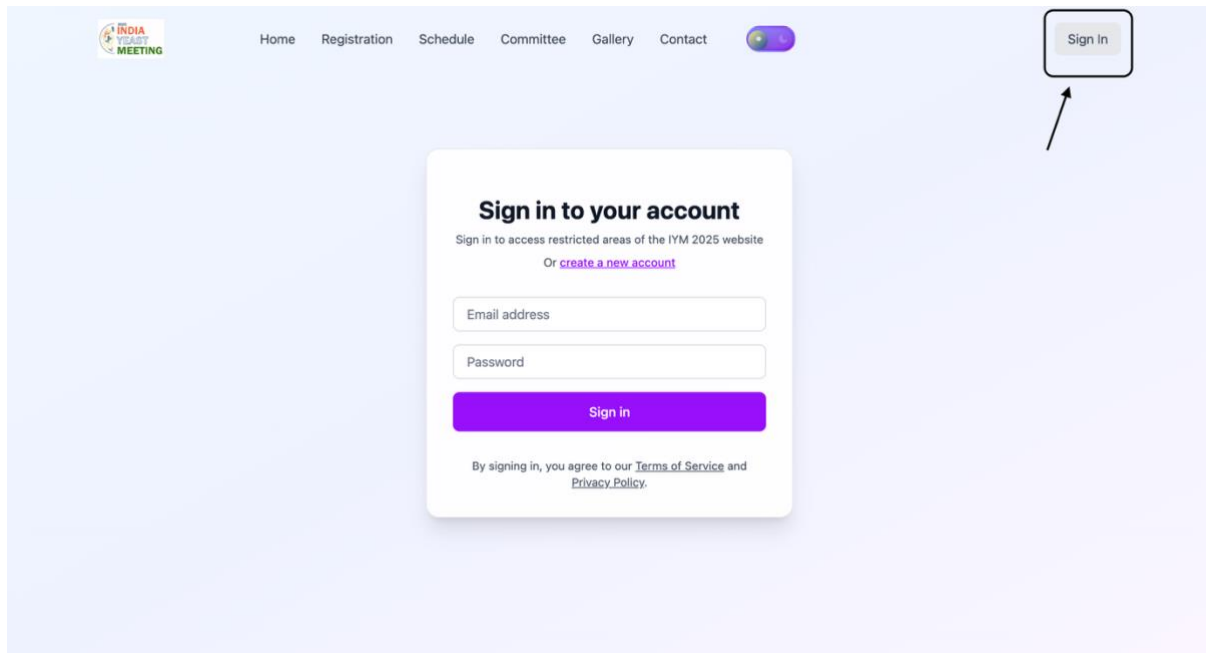


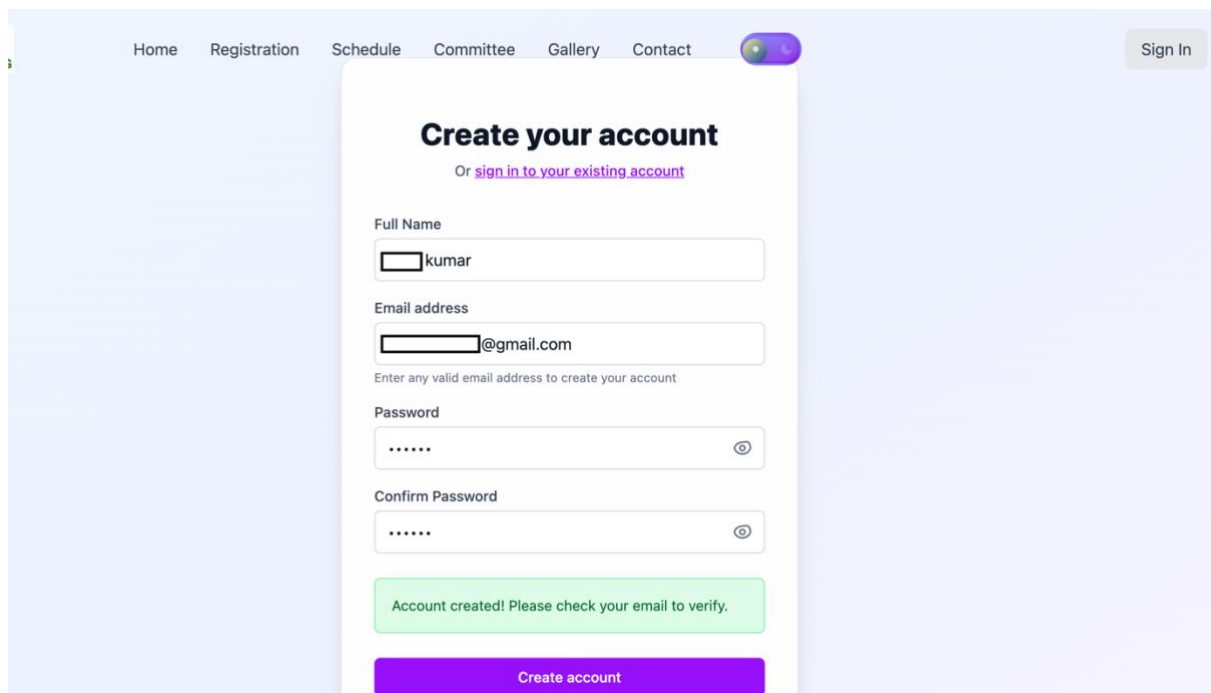
# How to Register?

- Step 1: Click on Sign in and create your account.



The screenshot shows the 'Sign in to your account' page. The header includes a logo for 'INDIA YOUTH MEETING' and navigation links: Home, Registration, Schedule, Committee, Gallery, and Contact. A 'Sign In' button is highlighted in the top right corner with a black box and an arrow. The main content area features a white card with the title 'Sign in to your account', a subtitle 'Sign in to access restricted areas of the IYM 2025 website', and a link 'Or [create a new account](#)'. Below this are input fields for 'Email address' and 'Password', followed by a purple 'Sign in' button. At the bottom of the card, it states 'By signing in, you agree to our [Terms of Service](#) and [Privacy Policy](#)'.

- Step 2: Create your account by filling specified details and verify your email id.

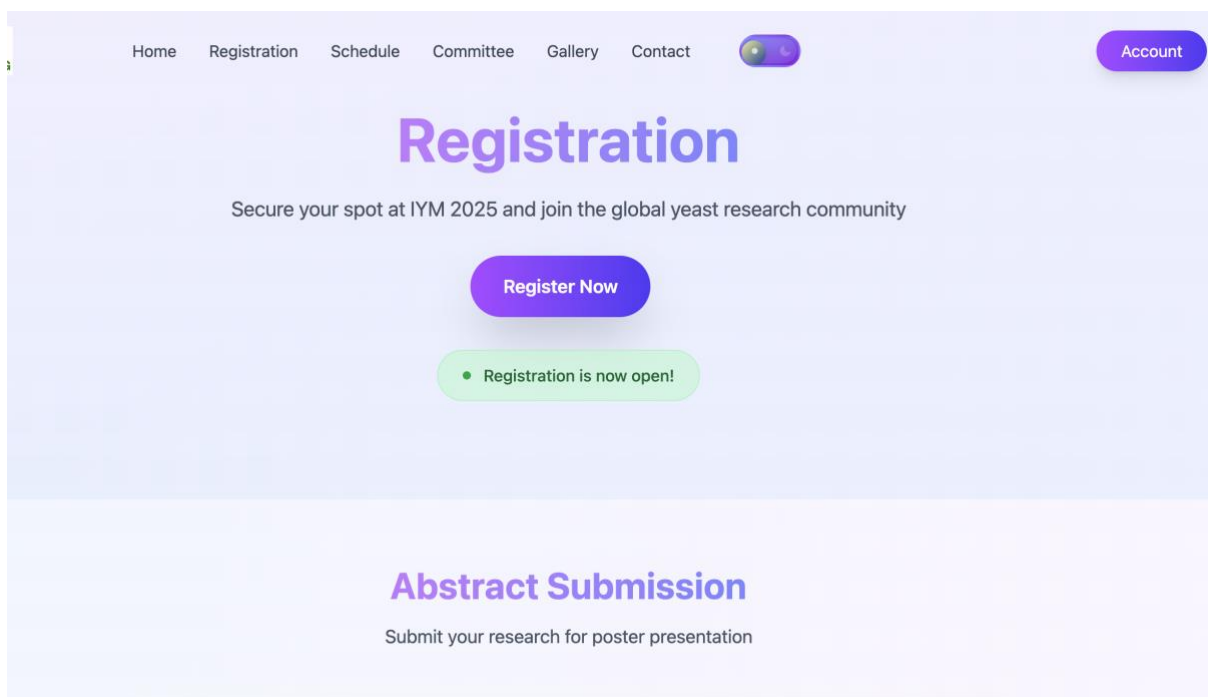


The screenshot shows the 'Create your account' page. The header includes the same navigation links as the previous page, and a 'Sign In' button is visible in the top right corner. The main content area features a white card with the title 'Create your account' and a link 'Or [sign in to your existing account](#)'. Below this are input fields for 'Full Name' (containing 'kumar'), 'Email address' (containing '@gmail.com'), 'Password' (masked with dots), and 'Confirm Password' (masked with dots). A green message box states 'Account created! Please check your email to verify.' Below this is a purple 'Create account' button.

- Step 3 : Now your account is created sign in with your email id and password.

- You will see status of your registration and abstract submission here.


- Step 5: Now click on registration and “Register now”



- Step 6: Fill in your registration details and submit.

A screenshot of a "Conference Registration" form. The header is identical to the previous page. The form title is "Conference Registration" in bold. Below it, a subtitle says "Please fill in your details to register for IYM 2025". A progress bar shows three steps: "1 Save Details" (active), "2 Submit Abstract", and "3 Payment". The form is divided into sections: "Personal Information" and "Contact Information". Under "Personal Information", there are fields for "Title" (a dropdown menu with "Select Title"), "First Name \*" (a text input with placeholder "Enter your first name"), and "Last Name \*" (a text input with placeholder "Enter your last name"). Under "Contact Information", there is a "Phone Number \*" field with a dropdown for the country code (currently showing "+91 (India)") and a text input for the number (placeholder "Enter phone number").

Step 7: Now submit your abstract and proceed to payment.

[Home](#) [Registration](#) [Schedule](#) [Committee](#) [Gallery](#) [Contact](#) 

Account

## Conference Registration

Please fill in your details to register for IYM 2025

✓ Save Details

2 Submit Abstract

3 Payment

Registration data saved successfully


### Submit Abstract

Title \*

Abstract \*

Paste or type your abstract here

Authors \*

[Home](#) [Registration](#) [Schedule](#) [Committee](#) [Gallery](#) [Contact](#) 

Account

## Conference Registration


Please fill in your details to register for IYM 2025

✓ Save Details


✓ Submit Abstract

3 Payment

Abstract submitted successfully

 Proceed to Payment

Step 8: Clicking on this will redirect you to payments page  
Kindly fill your details and the payment category and proceed.



**India Yeast Meeting**  
Organized By - Biochemistry and Microbiology and cell biology  
Departments  
When - 03-12-2025 to 06-12-2025  
Venue - JN TATA Auditorium, Indian Institute of Science

### Registration Form

Full Name \*

Full Name

Email \*

Email

Contact Number \*

+91    Contact Number

Participant Category \*

Select a category

SUBMIT AND PAY